

STORAGE INSTRUCTIONS

Don't throw away this instruction sheet!

When you will have to put everything back in the box, you may need it.

Follow the pictures, starting from the bottom layer, to store each component in its own place. Then store everything else (tokens, boards and rulebook) on top of the last layer.


Now everything is in its own place!

Do you still have doubts? Please ask us at info@mojistudios.com or contact us on Facebook: [/mojistudios](https://www.facebook.com/mojitostudios)




PREMIUM LAYER

- m** Pyramids
- n** Mosaic - Fabric bags **o**



BOTTOM LAYER


- a** Column wall
- Door frame **b**
- c** Obelisk
- Throne Pedestal **d**
- e** Card deck



MIDDLE LAYER

- f** Pillars
- Sphinxes **g**

(add the Top of the Palace on top if you have the premium edition)



TOP LAYER

- h** Base of the Palace
- Anubis miniatures **i**
- j** Cleopatra miniature
- Throne **k**